

Summary of Industrial Production in April 2019

The manufacturing production index in April increased by 2.0 percent compared to the same month last year, a result of the expansion of key industries such as automotive industry, air-conditioner industry, and concrete product manufacturing industry. The capacity utilization rate in April 2019 was 63.9 percent.

The Manufacturing Production Index in Major Industries

The MPI in April 2019 increased by 2.0 percent compared to the same month last year. Key manufacturing industries such as the automotive, air-conditioner, and the concrete products manufacturing industry were the sectors that expanded.



The MPI of the automotive manufacturing industry grew by 13.6 percent compared to the same month of the previous year mainly from the expansion in pickup trucks and medium-size passenger cars, a result of increasing the production to meet the growth in both domestic and foreign markets.

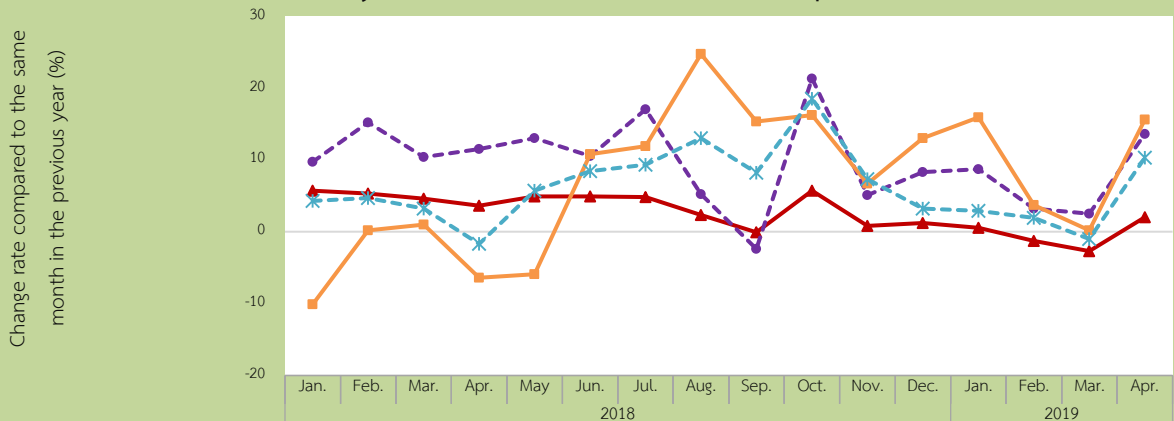


The MPI of the air-conditioner industry grew by 15.6 percent compared to the same month of the previous year. Due to scorching weather, this resulted in higher demands for air-conditioners in both domestic and overseas markets, especially India, Eurozone, and neighboring countries.



The MPI of the concrete industry grew by 10.3 percent compared to the same month last year, from growth in almost all product groups, in line with the demand in the construction of both public and private projects.

MPI of Key Industrial Products with Growth in April 2019



MPI	5.7	5.3	4.6	3.6	4.9	4.9	4.8	2.3	-0.1	5.7	0.8	1.2	0.56	-1.3	-2.7	2
Manufacturing of Automobile	9.7	15.2	10.4	11.5	13.0	10.5	17.0	5.2	-2.4	21.3	5.1	8.3	8.7	3.2	2.5	13.6
Manufacturing of Air-conditioners	-10.1	0.2	1.0	-6.4	-5.9	10.8	11.9	24.7	15.3	16.2	6.7	13.0	15.9	3.7	0.2	15.6
Manufacturing of Concrete Products	4.3	4.7	3.2	-1.7	5.7	8.4	9.3	13.0	8.2	18.5	7.3	3.2	2.9	1.9	-1.0	10.3


Key manufacturing industries such as sugar, HDDs, and other types of rubber products were the segment that contracted.



The MPI of the sugar production industry contracted by 28.6 percent compared to the same month last year, as factories closed production earlier than last year, resulting in less volume of sugar in comparison.

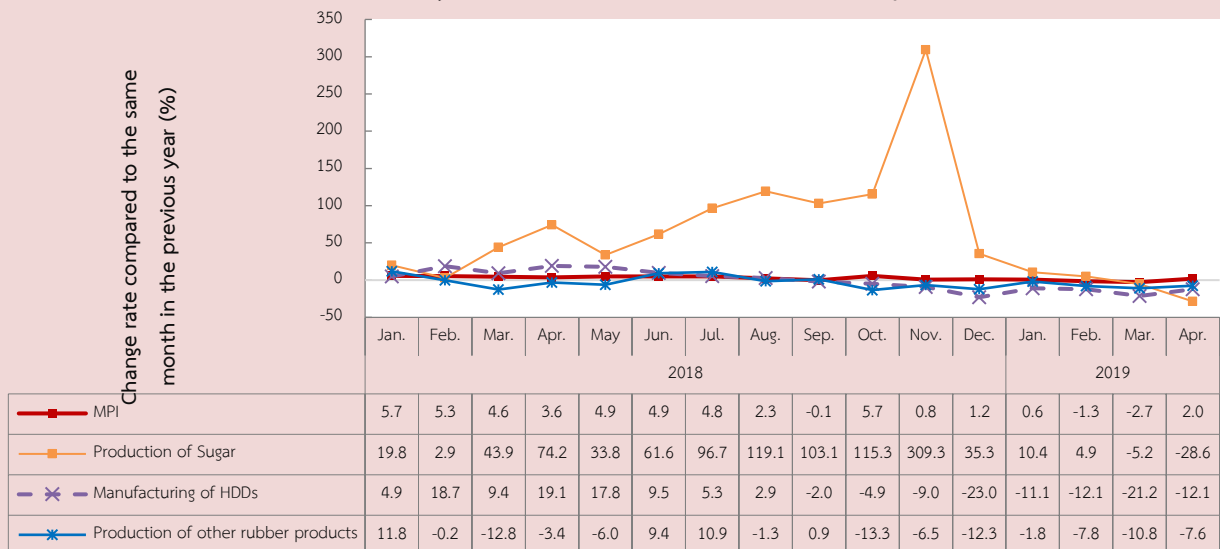


The MPI of the hard disk drive (HDDs) industry contracted by 12.1 percent compared to the same month last year, mostly from a decline in HDDs as a result of technological changes on data storage in SSD and the development of HDDs for increased storage, resulting in less production volume.



The MPI of the other rubber products manufacturing industry contracted by 7.6 percent compared to the same month of the previous year, mainly from a drop in rubber sheets and block rubber products, due to drought and very hot weather resulting in less latex.

MPI of Key Industrial Products with Growth in April 2019



Capacity Utilization Rate in April 2019 was 63.9 percent.

63.9

More information: Petpailin Saising Division of Industrial Economic Research Tel. 0 2202 3916