


## Summary of Industrial Production in September 2020

The Manufacturing Production Index of industrial production in September 2020 decreased by 2.8 percent compared to the same month last year, resulting from the contraction of key industries, such as the manufacture of automobiles, refined petroleum products, and sugar. The Capacity Utilization Rate in September 2020 stood at 63.1 percent.

### The Manufacturing Production Index of Key Sectoral Industries

The MPI in September 2020 decreased by 2.8 percent compared to the same month last year. Key industrial sectors, such as the manufacture of automobiles, refined petroleum products, and sugar, were the sectors that contracted.



The MPI of the automotive manufacturing contracted by 13.1 percent from the same month last year. Production began to improve from the increasing demand for cars. This resulted from the government taking more relaxed measures to facilitate business operators in carrying out more economic activities, coupled with exports that increased with more orders from trading partners.

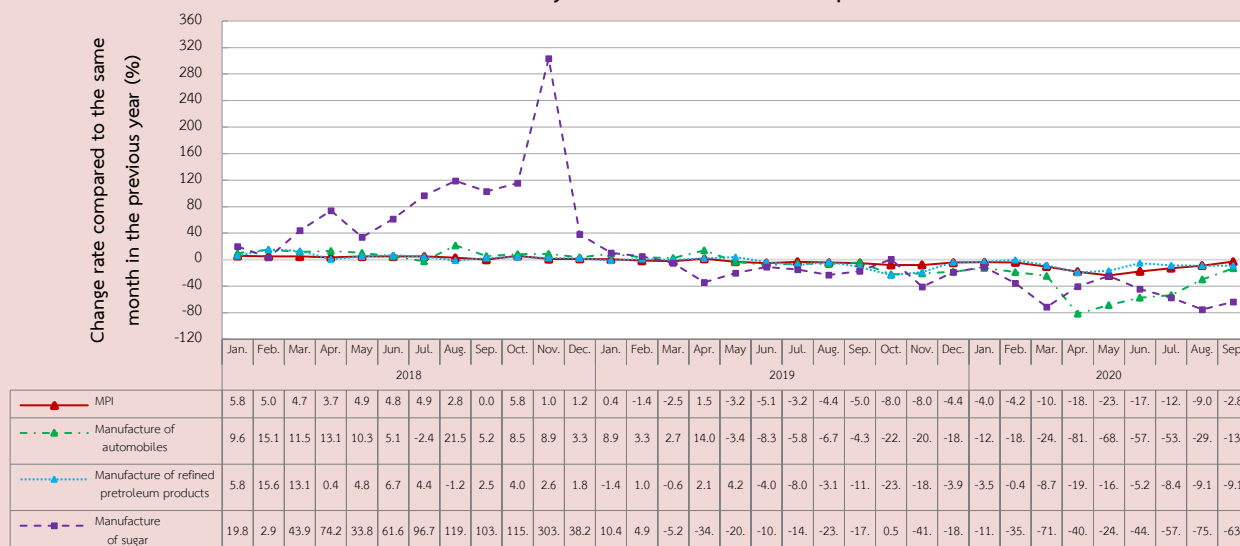


The MPI of the petroleum refinery industry contracted by 9.1 percent from the same month last year. This was mainly due to the decrease in fuel consumption in aircrafts, as jet fuel used in this period remained low compared to the same period of last year. Furthermore, oil refineries of large operators closed for maintenance during September - October 2020.



The MPI of the sugar production industry decreased by 63.8 percent compared with the same month of the previous year. Sugarcane outputs were less than the previous year; thus, there was less raw sugar converted into refined sugar. Therefore, the production and sales of sugar decreased.

Declined MPI of Key Industrial Setors in September 2020



Key manufacturing industries, such as the manufacture of pharmaceuticals and medicinal chemical products, domestic appliances, and fruit and vegetable processing and preservation, were the sector that grew.



The MPI of the pharmaceutical and medicinal chemical industry rose by 30.2 percent from the same month last year. The growth is due to the increased volume of orders from both domestic and international markets. There was also a need to produce adequate reserve drugs to treat diseases during the Covid-19 pandemic.

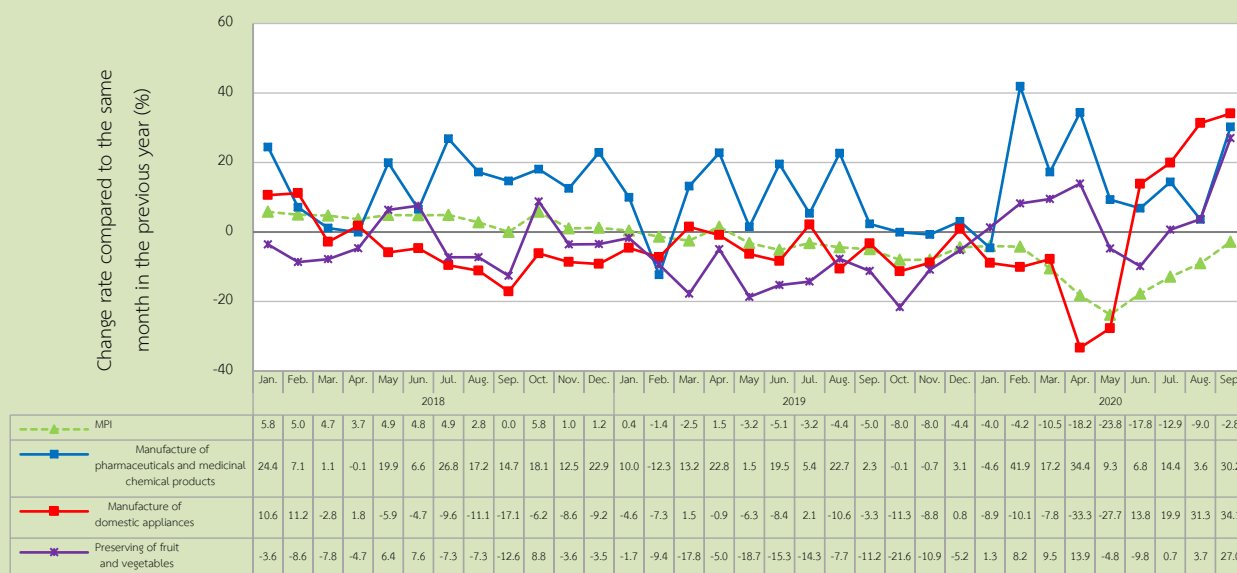


The MPI of the household electrical appliances production industry grew by 34.1 percent from the same month last year. Production increased mainly from refrigerators and washing machines due to a smaller shortage of raw materials from the easing of government measures. Business operators moved their production bases from factories in China to produce in Thailand since June 2020, resulting in increased production and sales volumes. Selling prices were lowered to expand the customer base of the business operators.



The MPI of the fruit and vegetable processing and preservation industries increased by 27.0 percent from the same month last year. Production and sales mainly increased from canned pineapples and sweet corn. This year, there were expansions of pineapple and corn plantations in many areas resulting in off-season harvesting and continuous supply to factories. Also, there was an increase in consumption demand following improvements in the Covid-19 situation.

MPI of Key Industrial Products with Growth in September 2020



Capacity utilization rate in September 2020 stood at

**63.1 percent.**

More information: Naret Kitjapattanapan

Division of Industrial Economic Research

Tel. 0 2202 3916